

Newsletter



13

Friday 11th December 2020



Oak Class Nativity

See inside for more photos



Office.3651@st-peters.oxon.sch.uk



01865 880443



www.st-petersoxon.co.uk



THANKS FOR REMEMBERING
THIS IS A



PEANUT/NUT FREE
SCHOOL

We currently have two children who have serious nut allergies. Please remember that we don't allow any nuts or nut products in school. **This includes Nutella.** Thank you for helping us to keep St Peter's School a safe place.



Please note— these are only screenshots! All of the pictures & animations are in the gallery on the website and well worth a look!

Day 5 winners—Digital picture or animation

Well done to Isla Griffiths, Layla Black, Poppy Taylor, Thomas Andrews and Bella Thomas-Clarke (We couldn't separate 2 of them!)



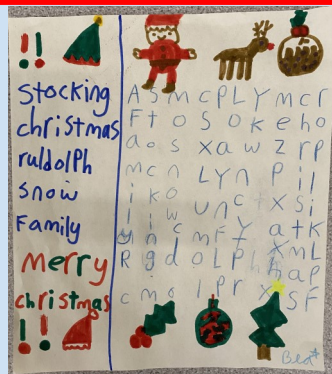

Day 6 winner—Apple Tree Class talents

Well done to Teddy Metcalf who did some very impressive simultaneous hopping, head patting and tummy rubbing!



Day 7 winners—Christmas hat

Well done to Abigail Andrews, Ivy Paulin, Olly Hollis & Megan Chapman




Day 8 winners—Christmas wordsearch, crossword or puzzle

Well done to Tommy Fleetwood, Flo Oliver, Martha Paulin & Bea Hutton.



Christmas Challenges



Day 9—Christmas jumpers

No winners today! Thank you to everyone who donated money for **Save the Children**.

We raised a fantastic **£89.85**

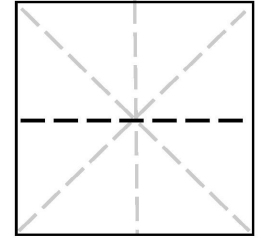
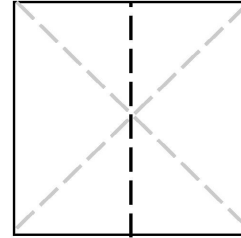
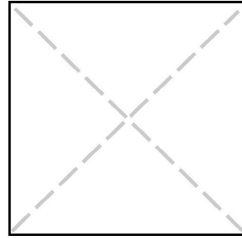
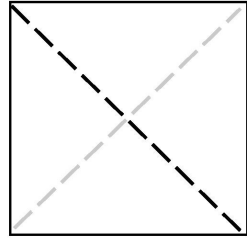
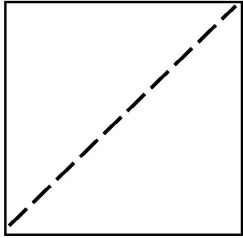
Well done to
Sparrowhawks



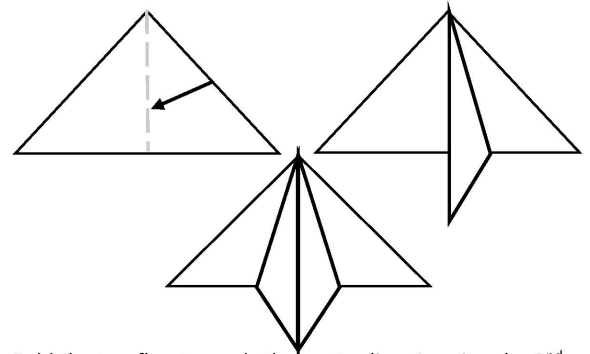
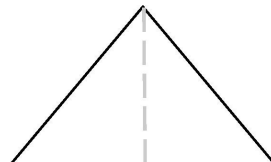
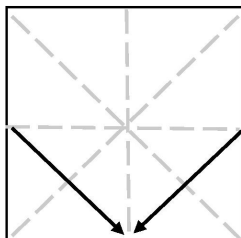
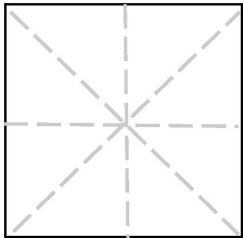
Instructions for the origami angel for Monday's Christmas Challenge.

<https://www.youtube.com/watch?v=5uHUsZXBm4&safe=true>

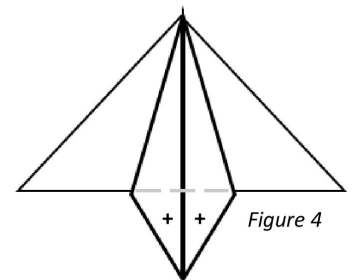
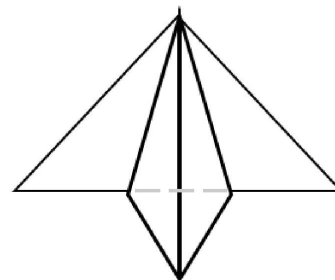
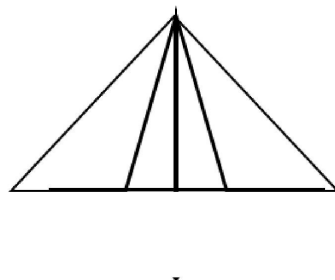
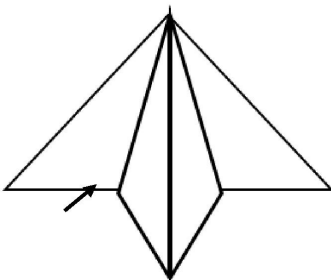
----- Where to fold - - - - - The crease from the previous folding



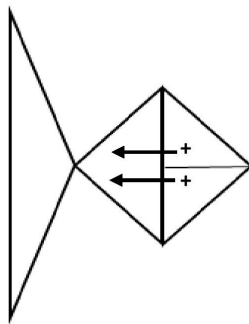
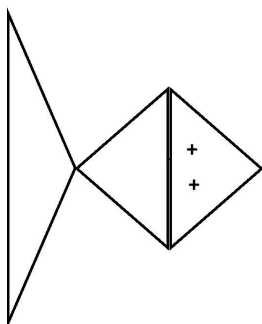
1. Fold your square piece of paper diagonally.
2. Unfold the paper, and then fold diagonally from the other side to form an X.
3. Now unfold the paper and flip it to the other side.
4. Fold the paper in half.
5. Now unfold the paper and fold it in half the other way.



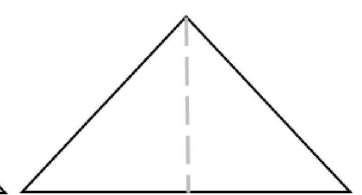
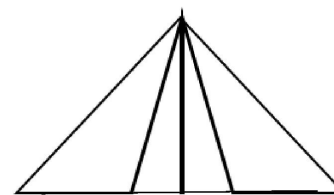
6. Unfold the paper and flip it to the other side.
7. Bring the sides of the square towards the bottom.
8. It should have formed the shape of a triangle.
9. Fold the top flap towards the centre line. Leaving the 2nd flap flat. And repeat on the other side.



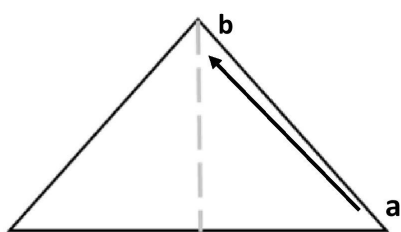
10. Now fold these corners backwards behind the flaps to form a crease, then fold it back to the front. In figure 4 the + represents the part needed in the next stage.



11. Face the open side of the triangle towards yourself. Next tuck the corners marked + into the pocket behind to create a pyramid shape. You should be left with 2 pockets like figure 3.



12. Next turn the pyramid over to the blank side where you have not folded the corners. This should look like figure 2.



13. Fold the bottom corner **a** to the top corner **b** on both sides to look like figure 3.

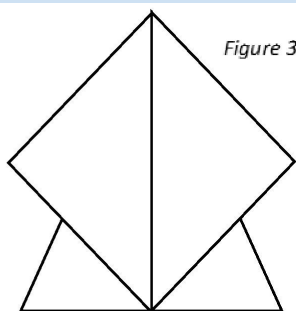
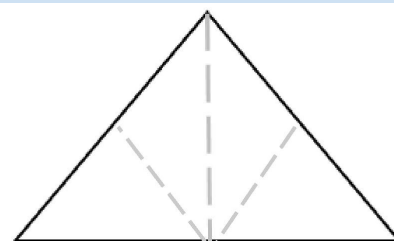
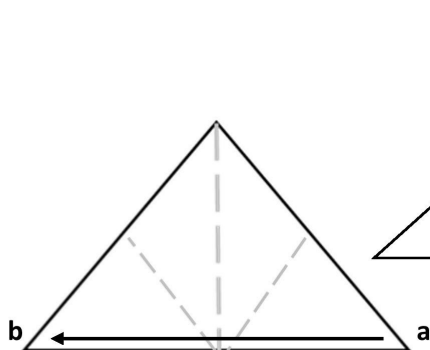


Figure 3



14. Unfold the corners you have just folded in **section 13** to create the original pyramid shape in **section 12**.



15. Once unfolded flip one side of the pyramid over. As shown above from **a** to **b**. This should now look like figure 2.

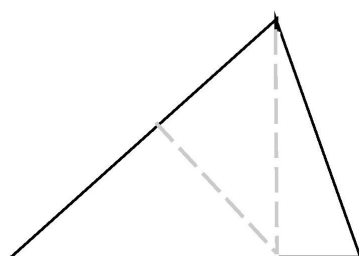
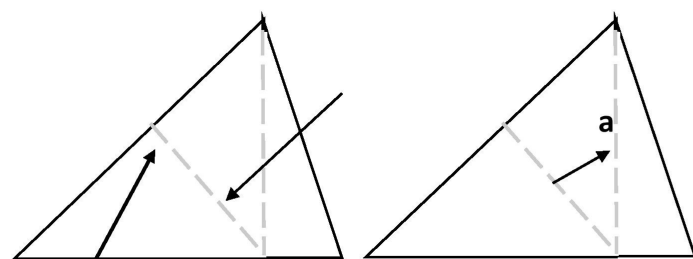
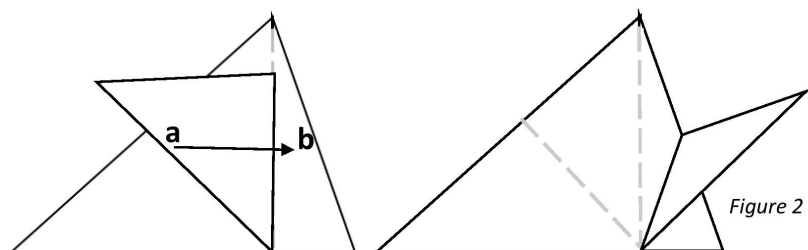


Figure 2

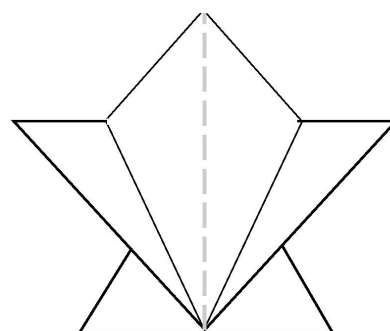


15. Using two hands, pinch the paper where the arrows point to. Taking that crease, you are going to bring it towards the crease labelled **a**

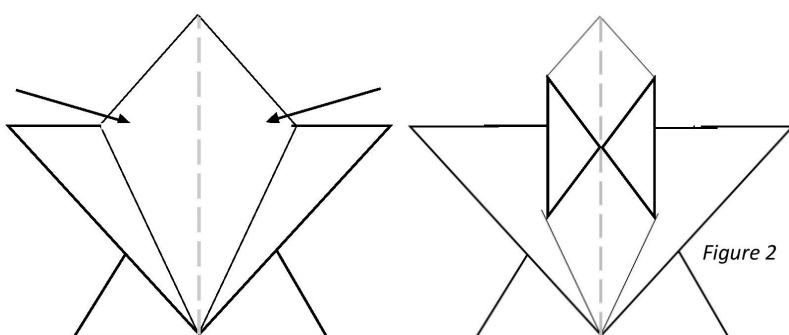


15. Flip the smaller pyramid you have just creased back, shown **a** to **b**. To look like figure 2.

Figure 2

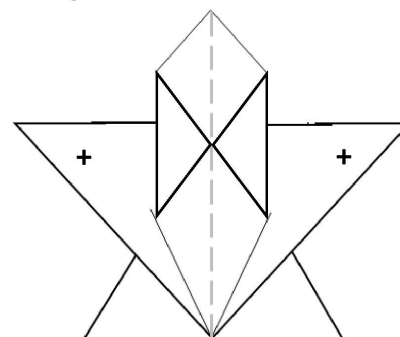


16. Repeat **section 15** and **16** on the other side. Then fold it back to look like the above image.



17. Now fold the sides of the diamond shape towards the centre crease. It should look like figure 2.

Figure 2



18. Carefully curl the wings marked **+** towards the centre to create a bend in the wings of the angel. Next, open the base of the angel and bend it to create a cone shape.

Please have a go at making an angel. We are trying to get lots of them together to display in the church.



Jane Goodall Competition!



These competitions are from Jane Goodall's 'Roots & Shoots' programme which we have just signed up to. If your child would like to enter one of the competitions, please email me their entry to office.3651@st-peters.oxon.sch.uk, marked Roots and Shoots and I will submit them together.

Key Stage 1: students aged 5-7 (school years 1-2)

Task: Imagine and draw your own weird and wonderful creature!

Annotate your drawing.

Think about where your creature lives, what it eats and what adaptations it has and why? Is it camouflaged or does it display warning colours to scare off enemies?

The more imaginative your drawing, the better!

Key Stage 2: students aged 7-11 (school years 3-6)

Task: In 500 words: what was the most important invention of the 20th century, and what do you think the most important one of the 21st century might be, and why?

How did your chosen 20th century invention impact human society and the environment?

Did it bring any negative side effects?

What impacts could your 21st century invention bring?

Competition entries are to be submitted digitally.

This competitions have the following prize categories for winning students:

1st prize: £500 book vouchers / learning resources

2nd prize: £300 book vouchers / learning resources

3rd prize: £200 book vouchers / learning resources

PLUS the schools of ALL prize winners receive £1,000 each to use towards a trip or excursion.

This competitions close on December 31st 2020, winners will be announced in January 2021.

Good Luck!

Please go to <https://www.rootsnshoots.org.uk/> for more information!

You only have 1 more week to get these entries in to us!





Christmas Cards

If your child wants to send Christmas cards to their friends, it is still possible, but it is being done a little differently this year.

There are Christmas post boxes in each class where the children can post their cards for other children (in any class). On Monday 14th we will collect the boxes, leave them for 3 days in quarantine then sort the cards and hand them out on Friday 18th of December.

PLEASE NOTE– IF CARDS AREN'T BROUGHT IN ON MONDAY, WE WON'T BE ABLE TO DELIVER THEM IN SCHOOL.

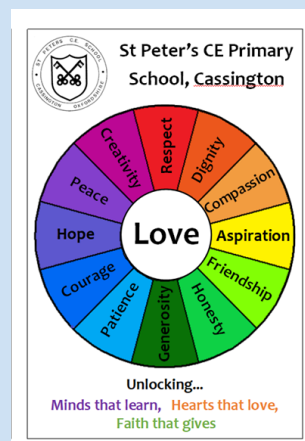
RAFFLE

Don't forget the raffle will be drawn on Monday on Facebook Live!

Home School Agreement

If you haven't yet returned your Home School Agreement slip, or your parent survey, please do so as soon as possible. Your teachers have special magnets ready to give you!

Thank you.



Oak Class

As our lunchtimes are spent in the Forest School area, please could children have a spare change of clothes in school with them in case they get muddy or wet at lunchtime.

Thank you,
Oak Class team



Please note:

If you'd like anything put into the newsletter, I need it by Friday, **1pm at the latest.** Thank you





A Message From Mr Jeffries



Dear Parents/Carers,

The festive excitement is mounting as we approach the end of term and complete more Christmas challenges! The children have again been handing in some superb efforts and it has been a real challenge to pick winners! Thank you for all your support in helping and encouraging the children – it is a lovely St Peter's tradition to look forward to each year.

This morning in celebration assembly we announced the winners of the team points competition. It was extremely close and any one of three teams could have won. With Sparrowhawks being one of the smaller birds of prey, it is no surprise they swooped in to catch the prize at the last moment! Well done to everybody, it really was very close. For their reward, each child in Sparrowhawks could choose a book. The children's love of reading (or just being given something for free!) was really clear to see with comments of 'Really?' 'We get to keep it?' with huge smiles on their faces. We hope the children enjoy reading the books and in years to come, will look in the front cover and see their name on the winners sticker inside the book, and remember how their hard work paid off! On a side note, I was really pleased to see one child choose my favourite book - the dictionary – an inspired choice!

Next week we have lots of activities planned. The SPSA have organised an entertainer for the children who will be giving a show virtually, we have the Christmas lunch (crackers organised by SPSA, thank you), a nativity presented by Revd Duncan and Carmen and of course the talent show. It's far from a normal Christmas but thanks to contributions from a lot of people we will still have a lot of fun.

As we enter the last week before breaking up for Christmas, I would like to thank you once again for all your efforts in supporting the school; from helping with homework and reading right through to following our Covid compliance measures and keeping everyone safe. Everyone has an important part to play, and I think the St Peter's family do it rather well.

Warmest wishes,

Jon Jeffries



Christmas with St Peter's

at home or in church...

CELEBRATE CHRISTMAS



CHRISTINGLE AT HOME

Sunday 13th December – 4pm on video via web site followed by Zoom meet

Everything you need to make a Christingle in a bag and the video to watch on our web site as you make it. Sign up so you can collect a Christingle bag from the church porch in advance.



CANDLELIT CAROLS



Sunday 20th December - 5pm

Celebrate the birth of Jesus with carols and readings. Please use the QR code to book your place or phone the office.

There will also be a carol service online.



Christmas Eve Crib Hunt

Thursday 24th December 2.30pm - 4.30pm

Find the silhouettes of the nativity characters and the stories behind them around the Green and the Church. Come to the Green first and end up back at the Church for a Christmas Eve treat and warm up.

Midnight Communion

24th December 11.30pm

A quiet, reflective, candlelit service commencing in the final hours of Christmas Eve and ending with the first communion of Christmas Day.



Christmas Day

25th December 9.30am

Celebrate the birth of Jesus Christ. Please book your place. A service will also be available online for you to join into the celebration at home.



Church Office: 01865 883325 (Mon - Thurs, 9am-1pm)
www.stpeterschurchcassington.org

Christmas Activities



Dear Children,

On Monday 1st December we will be starting our Christmas Activities! There are all sorts of things to try, so hopefully everyone will try and enter a few. Some of you might enter every single one! (There will be small prizes.) Some of the challenges are set over the weekend so you'll have plenty of time for making and doing before judging takes place on the following dates:

- | | |
|-----------------------------------|--|
| Tuesday 1st December | Make a Christmas card to send to other schools in the EPA |
| Wednesday 2nd December | Make a Christmas Tree decoration to go on your class Christmas Tree. |
| Thursday 3rd December | Recite a Christmas tongue-twister or tell a Christmas joke |
| Friday 4th December | Draw / paint / collage a Christmas picture (the best from each class will go into the newsletter) |
| Monday 7th December | Make a digital picture or animation of the nativity story . The best ones will be put on the website. (Please email to Emily) |
| Tuesday 8th December | Apple Tree— perform a skill (The list is endless; judo, ball skills, card tricks, juggling, playing an instrument etc.) |
| Wednesday 9th December | Make a Christmas hat . |
| Thursday 10th December | Design a Christmas wordsearch / crossword / puzzle . |
| Friday 11th December | Wear a Christmas jumper for the Save the Children. |
| Monday 14th December - | Make origami angels (there will be instructions for these in due course) and bring them in. |
| Tuesday 15th December - | Make a Christmas Table Decoration , which will be used to decorate the tables for our school Christmas dinner. |
| Wednesday 16th December - | TALENT SHOW! |
| Thursday 17th December - | Bring in a design (drawn onto a sheet of A4 paper) for a fabulous Christmas machine and explain what it is for. |
| Friday 18th December - | Bring your nearly completed Advent book into school to receive your prize. |

Please take all 'making' entries to your classroom.

Good luck!



Wellbeing Guide

Issue #22

Welcome to the Wellbeing Guide - practical activities to boost children's wellbeing.

INSIDE OUT is an innovative education charity created to improve the wellbeing of primary school children through our [5 Keys to Happiness](#). Our purpose is to inspire children to be happy, inside and out. You can find our 5 Keys poster to print out on the next page.

Have fun. Stay safe. Stay well.



KEY 1 / LOOK INSIDE

Join Jaime from Cosmic Kids in a festive winter wonderland for some high energy, [arctic-themed super yoga](#).

Make sure you have plenty of space to practise these dynamic moves!

KEY 2 / MOVE OUTSIDE

This [frozen suncatcher activity](#) is the perfect way to get outside on crisp, winter days. You could collect supplies from the garden or on a walk in your area.

Ask an adult to share your creations with us on [Facebook](#)!



KEY 3 / SHARE MORE

Card games are a family favourite over the holidays and a wonderful way to spend quality time with your loved ones.

Grab a deck and try one of these [classics](#) or invent your own game!

KEY 4 / BE CURIOUS

Have you ever wondered how animals stay warm in cold places? Check out the [SciShow](#) YouTube channel to find out the secrets of living in the snow.

Want to try it for yourself? Try this polar bear [blubber experiment](#) or watch it [here](#)!



KEY 5 / BE KIND

Why not make this [kindness cloud](#) for a friend or family member to let them know what your favourite things are about them.

You could also make one as a gift for yourself to celebrate what makes you great!

5 KEYS TO HAPPINESS

An evidence-based framework to improve wellbeing.



1 / LOOK INSIDE

Inspire self reflection,
focusing, being quiet, self calming



2 / MOVE OUTSIDE

Promote non-competitive
outdoor exercise



3 / SHARE MORE

Encourage connection,
teamwork and communication



4 / BE CURIOUS

Stimulate growth mindsets,
exploration, experimentation
and making



5 / BE KIND

Support an attitude of
caring for oneself, others
and the environment