

# Newsletter



6

Friday 16th October 2020



**Oak Class held their own  
Great Fire of London!**  
See inside for more pictures.



Office.3651@st-peters.oxon.sch.uk



01865 880443



www.st-petersoxon.co.uk



THANKS FOR REMEMBERING  
THIS IS A



**PEANUT/NUT FREE  
SCHOOL**

We currently have two children who have serious nut allergies. Please remember that we don't allow any nuts or nut products in school. **This includes Nutella.** Thank you for helping us to keep St Peter's School a safe place.





# Collective Worship



## Pictures of your favourite outdoor place for Collective Worship



In recent weeks, on a Thursday, we have been thinking about the beautiful world that God has given to us. As part of next Thursday's collective worship (22nd Oct) I am going to be asking the children to think of their favourite outdoor place. So, I

am wondering if any of the children would like to draw or paint a picture of their favourite outdoor place? I would love to share these pictures during collective worship on Thursday next week. If anyone would like to do a picture that we could share, then please could a photo of it be emailed to the office before Tuesday 20th October.

Maybe you could also let us know where your favourite place is.

Happy painting and drawing. I'll look forward to seeing your pictures of your favourite outdoor places!

Mrs Carter



Emily's favourite outdoor place -  
Bantham Beach





## SPSA News

We held our AGM on 7th October where we adapted to an online meeting via Zoom. It was a great success barring a few connection issues for a couple of attendees.

Myself, Nags and Kathryn are all staying in our respective roles of Chair, Treasurer and Minutes Secretary and I'd like to welcome Louise to be my co-Chair for this year and two new members – Christina and Sally who have joined the committee. I'm also not sure if we welcomed Lucy who has been on board for a couple of months now and thank you also to the rest of the committee for continuing with their support.

We had a short meeting afterwards to discuss how we adapt what we do to be socially distanced and there were some great ideas – hopefully, we can make some of them work and keep raising extra funds for the school in these difficult times. Please see below to see how you can help make our Christmas raffle bigger this year.

If you have any ideas, please grab one of the team (distanced of course) at the school gate or come to our next meeting which will again be on Zoom on Wednesday 11th November. A link will be sent nearer the time.

Garry Peasley  
SPSA Chair

## Shout out for Christmas Raffle prizes

The SPSA is asking local businesses to donate prizes to help make this year's Christmas raffle as big and brilliant as possible.

With the Christmas fair being cancelled, we want to do as much as we can to raise funds to help the school respond to the many challenges Covid brings. For example, we'd like to buy new tablets for Apple Tree staff so they have more of the technology they need. This would complement the Chromebooks we've already purchased for Oak, Maple and Willow to help with learning in school – and at home if necessary.

In the lead up to the draw, we will be profiling all companies that donate prizes on the Parents Facebook Group so that we can also support local businesses in return.

Prizes so far include family vouchers for day trips, meals for two, discounts and hamper treats. But we need a lot more prizes - and any donations would be massively appreciated.

If you're able to help, please speak to or email Lucy Brinicombe ([brinicombelucy@hotmail.com](mailto:brinicombelucy@hotmail.com)) or Janine Horgan ([janinehorgan@btinternet.com](mailto:janinehorgan@btinternet.com)) – or simply pop the prize into Emily's office marked for our attention. Please include details of the company and who the prize is from.

We'll also be asking for donations from parents, but it feels far too early to be thinking about that!

Thanks very much

Lucy Brinicombe and Janine Horgan

## School photos

On Wednesday next week (21st October) individual school photos will be taking place at 9am.

**Some things will be slightly different this time.**

Bubbles will not be mixing, and the children will be standing rather than sitting. Natelle will not be approaching the children to fix collars, etc, and she will always stay 2 metres away from them. The photos will not be given out on the day but instead will be sent to us after half term.



Although we are able to take photos of siblings who are in school, unfortunately we are unable to accommodate little ones coming in.

## School Admissions

**Admissions for Secondary School close at the end of October.**

Please make sure you have your application in.

## Flu Vaccinations

We still have a lot of children who haven't had their consent form for the flu vaccination completed.

To access the consent form please click on the following link:

<https://www.oxfordhealthimms.co.uk/forms/flu>

The unique code for your child's school is :- OX140915

**Please submit your form by 5pm on Monday, 19 October** to ensure your child receives their vaccination.

The link will close on this date and late consents will not be accepted.

Even if you don't wish your child to have it, please still complete the form.



On Thursday, Oak Class went up to St Peter's Church in Cassington to see Rev. Duncan Fraser and learn about baptisms.



**NORWICH SCIENCE FESTIVAL**  
**At home**  
**24-28 OCTOBER**  
Brought to you by The Forum, UEA & Norwich Research Park

**This is one of the BEST science festivals in the UK!**  
This October half-term sees 'Norwich Science Festival At Home' take place 24–28 October.

There are some brilliant events, from family friendly topics such as lunchtime lava, dinosaurs, underwater creatures, and space, to events for adults on COVID-19, the climate crisis, serial killers and a science quiz, and even a live animal dissection!

See [norwichsciencefestival.co.uk](http://norwichsciencefestival.co.uk) for all Norwich Science Festival At Home events.





## **Back to school: how do I keep my children safe online?**

For a lot of children, going back to school can mean new and exciting ways of going online. Whether it's making new friends and keeping in touch with them over apps, playing the latest game, getting a new phone or spending more time online doing school work. We've got tips on how to help your child stay safe when school starts again.

### **1. Think about online routines**

When school starts, routines might change, whether it's the time your child wakes up or how much schoolwork they do online.

A new school year is a great time to have another conversation with your child about online safety and agree some rules to help keep them safe. We've created an online guide so you and your child can decide together what's good to do online and what you should look out for.

Once you're both happy, why not stick on the wall in a place you'll both see it regularly? You can then come back to it every month or two to see if it's working and update it as routines change.

### **2. Have a conversation about online pressures and cyberbullying**

Going back to school means kids will be seeing friends again or making new ones, especially when they move from primary to secondary. This could mean your child uses new apps to keep in touch with their friends or feel more pressure to stay connected.

Remember to talk to your child about what they're doing online and who they're talking to. Check in with them regularly and remind them they can talk to you, another trusted adult, like a teacher, or a [Childline counsellor](#) about anything that happens online.

Some parents might also be worried about bullying and cyberbullying. Especially because falling out with friends and changing behaviours and moods are a natural part of growing up. But it can make it difficult to know if your child is being bullied or not.

Some of the signs of cyberbullying include:

- a change in how they use devices, like their mobile or computer
- becoming withdrawn or shy
- changes in mood or signs of stress, anxiety or depression
- not wanting to go school
- not speaking to or seeing friends.

The NSPCC has helpful [advice on bullying and cyberbullying](#) for parents and carers.

[Childline](#) also has lots of advice for young people on [bullying and cyberbullying](#) and [bullying on social media](#), which we recommend sharing with them.

If your child comes across something upsetting online, they might want to report or block it. Use [our reviews](#) to show them how to do this on different apps, sites and games.

### **3. Set up devices safely**

Going back to school is a common time to give kids new devices, particularly mobile phones, to help them keep in touch with family and friends. A new device for your child might well be a hand-me-down but it's still important to set it up from scratch. Make sure you:

#### **Set it up together**

Take the time to set up the device with your child. Explore the different features and make sure you both know what they do and how to use them, especially any safety features.

#### **Read the manual**

A lot of us can forget to read the manual when we're setting up a device but it's always useful to follow the guidance given by the manufacturers. If you can't find the original manual, product information can often be found online after a simple search.

#### **Use parental controls**

Setting up parental controls can help keep your kid safe on their new device. They might differ depending on the individual device, but you can often block inappropriate content, manage which apps can be downloaded and turn off location sharing.

### **4. Keep children safe on conferencing apps**

Over lockdown, learning has increasingly moved out of the classroom and into the home, with children using conferencing apps more and more to help them learn and stay connected. Even with your child returning to school, there might still be times when they need to use conferencing apps. We recommend reading our advice on [keeping kids safe on conferencing apps](#), which has lots of helpful tips for parents and carers.

We also have specific advice on some of the most popular apps, including [Zoom](#), [Microsoft Teams](#), [Skype](#), [Google Hangouts](#) and [Google Meet](#). If your child is using any of these apps, read our reviews and check out our safety tips.

## Wellbeing Guide

### Issue #20

Welcome to the Wellbeing Guide - practical activities to boost children's wellbeing.

**INSIDE OUT** is an innovative education charity created to improve the wellbeing of primary school children through our [5 Keys to Happiness](#). Our purpose is to inspire children to be happy, inside and out. You can find our 5 Keys poster to print out on the next page.

Have fun. Stay safe. Stay well.



### KEY 1 / LOOK INSIDE

Try this [activity](#) by British Red Cross to help you explore your own stress patterns and discover ways to feel better and manage stress effectively.

Remember, everyone feels stress in different ways so focus on what helps you!

### KEY 2 / MOVE OUTSIDE

Head to the woods for a leaf-crunching, nature-spotting adventure using The National Trust's [Autumn Woodland Walk Checklist](#).

Did you find everything on the list? Which was your favourite?



### KEY 3 / SHARE MORE

Learn more about your peers and share your own likes and dislikes by creating a Get-to-Know-Me Caterpillar - simply follow this [video](#) for instructions.

You could include your favourite food, craziest dream or funniest joke!

### KEY 4 / BE CURIOUS

Ever wondered why cats hate water, who invented cars or what the sun is made of? [Colossal Questions](#) on YouTube has the answer to these questions and more.

With nearly 200 videos, you're bound to learn something new and interesting!



### KEY 5 / BE KIND

Sometimes we all need a little reminder to be kind to ourselves. These [Positive Mirror Messages](#) are a great way to promote positive self-talk!

Try writing your own or use these [positive affirmations](#) for some inspiration.

# 5 KEYS TO HAPPINESS

An evidence-based framework to improve wellbeing.



## 1 / LOOK INSIDE

Inspire self reflection,  
focusing, being quiet, self calming



## 2 / MOVE OUTSIDE

Promote non-competitive  
outdoor exercise



## 3 / SHARE MORE

Encourage connection,  
teamwork and communication



## 4 / BE CURIOUS

Stimulate growth mindsets,  
exploration, experimentation  
and making



## 5 / BE KIND

Support an attitude of  
caring for oneself, others  
and the environment



# IMPORTANT



## School Admissions

Admissions for Secondary School close at the end of October.

Please make sure you have your application in.

Primary school admissions will then open at the beginning of November.

<https://www.oxfordshire.gov.uk/residents/schools/apply-school-place>

### Primary

**3 November 2020** Applications open.

**15 January 2021** Closing date for applications.

### Secondary

Applications already open.

**31 October 2020** Closing date for applications.

Would you give £10 to see more  
beaches look as clean as this one?

Photo © Rachel Wyatt

Visit [www.mcsuk.org](http://www.mcsuk.org) to donate today



Every year, through our Beachwatch programme MCS takes to our beaches with the help of thousands of volunteers to clear them of litter. Your donation could help us clean even more beaches.

# Raise FREE donations for

St Peter's School Cassington PTA

every time you **shop online**

Find us on [easyfundraising.org.uk](https://www.easyfundraising.org.uk)

<https://www.easyfundraising.org.uk/causes/stpeterscassington/>

**4,300** online sites will give us a free donation  
when you shop with them - at no extra cost to you!



Download the easyfundraising App



# St. Peter's School Year Book 2019



Now only

£5






We still have a few our lovely 2018/2019 yearbooks left - now only £5! If you'd like one, please pay on Parentmail and then email Emily and she'll pass one on to you.

### Please note:

If you'd like anything put into the newsletter, I need it by Friday, **1pm at the latest.** Thank you



If your child has an award below, you will be sent a link next week to join in with our virtual celebration assembly:

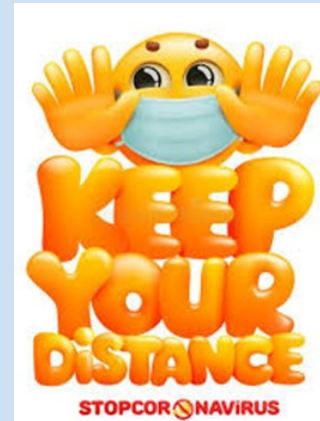
Class	Special Award Term Focus - Reflection	Star Award
	Tyler Pollard	Orla Chesterton Adusia Koper
	Hania Koper	Isla Chapman Acton Forest
	Eliza Osgathorp	Euan Judd Karys Taylor
	Abbie Morton	Imogen Claridge Beau Vernon
	Tara Dey	

## What you can do

Keep 2 metres distance



Give other parents plenty of space when dropping off / picking up



Wherever possible, don't allow children from different class bubbles to mix



## What School is doing

Staggered start/finish times



Washing Hands



Social Bubbles (in class and outside play areas)





# A Message From Mr Jeffries



Dear Parents/Carers,

This week it was Oak's turn for a visitor and themed day which was based around The Great Fire of London. The whole term's learning was working towards the grand finale – recreating the fire using their own models they had made (see the pictures in the newsletter). Willow and Maple joined them on the playground to witness the event and Oak's valiant efforts to put the fire out with water pistols. It was also a great opportunity to learn about fire safety. In the afternoon a dance teacher visited and taught them some hot moves (being fire themed!). Thank you Mrs Bradley for organising a fun-filled day – everyone had a great time!

Sent to you with the newsletter you will see a new Home School Agreement that we have been working on linked to our values. Children, staff and governors have had input into this (thank you to Mrs Armitage who has worked very closely with us) and now we would like parents and families to have their say. The aim is for it to be a collective agreement whereby children, parents and the school staff all understand each other's roles and recognise that each has an important part to play in the children's and wider school's success. By working together (which we already do so well!) we can ensure we have the best outcomes for all.

It is so nice to see the children continuing their interest in nature and becoming ever more elaborate in their bug houses – have a look at the photos. If anyone can advise at what point we are going to need planning permission, please let us know!

Warmest wishes,

Jon Jeffries