

# Newsletter



7 Friday 26th November 2021

Apple Tree really enjoyed seeing the fire engine and meeting the firefighters!



Office.3651@st-peters.oxon.sch.uk



01865 880443



www.st-petersoxon.co.uk



THANKS FOR REMEMBERING  
THIS IS A



PEANUT/NUT FREE  
SCHOOL

We currently have two children who have serious nut allergies. Please remember that we don't allow any nuts or nut products in school. **This includes Nutella.** Thank you for helping us to keep St Peter's School a safe place.

## JUDO GRADING

*The children will be having their grading next week!*

*If you already have a grading book please bring it along with £5 licence fee and £3 grading fee – total £8 **Cash or bank transfer only, please.***

*For those that do not have a grading book please fill in the form following the link below and the cost is £15, including the Grading:*

*<https://www.oxfordshirejudo.com/grading>*

*Please make sure you arrive by 7:55am, so we can make a prompt start at 8. We have a lot to get through!*

*Thank you.*



*Please bring raffle ticket stubs and cash back to Emily in the office. You can also collect extra tickets from here.*

This is a photo taken by Felix and Dylan's Mum last weekend, when the tree surgeons were assessing our trees and making them safe, after all the tree damage that was done by the Cassington tornado!

**Don't forget our Christmas Challenges start next week!**

**(See the sheet near the end of the newsletter for more details).**





## People Who Help Us

Our topic this month is People Who Help Us! We have had visits from Police Officers, Firefighters, a Neonatal Nurse and a Dentist. We found out all about their jobs and learnt how they can help us. See below for the children's favourite parts of the topic!

### Police

We shared a story with the Police Officers. Helen is our local PCSO and often comes in to visit the children at lunchtimes.

### Neonatal Nurse

"My favourite part was playing with the babies and putting their clothes on". **Phoebe**

"I liked bandaging the babies". **Coco**

### Dentist

"My favourite bit was seeing the big fake teeth and learning how to brush them properly". **Johnathan**

### Firefighters

We were joined by Dave, Alex, Clare & Kieran who are firefighters from Eynsham Fire Station. It was particularly lovely to see Kieran who used to be a pupil at St Peter's!

"I liked sitting in the fire engine". **Esme**

"My favourite bit was seeing all of the equipment on the fire engine". **Peter**



# Apple Tree - People Who Help Us





# Apple Tree - Self Portraits



## Starting School—RECEPTION ADMISSION SEPTEMBER 2022

It's now time to apply for children to start in Reception for September 2022. Please apply online at [www.oxfordshire.gov.uk/primaryadmissions](http://www.oxfordshire.gov.uk/primaryadmissions) as this is the easiest and most secure way of applying. All the information needed to make your application is available on the admissions website.

The closing date of Reception applications is **Saturday 15<sup>th</sup> January 2022**, and the National offer date is Tuesday 19<sup>th</sup> April 2022. The 15<sup>th</sup> January closing date is extremely important, as late applications will not be considered until May 2022 after the first offers have been made. Parents who make a late application are less likely to be offered a place at their preferred school.

It is PARENTS responsibility to make an application. It is not something that we as a school can do for you, although we can obviously help if needed. Please speak to Emily if this is the case.

## Oak, Maple & Willow

Please make sure your permission slip has been filled in on ParentMail for Tuesday's trip into Oxford!

*Revd Roger Aston came in today and worked with a small group of children from Willow Class to make a stained glass window for the church. This window will be part of the Cassington advent trail.*



## The SPSA School Raffle needs YOU!

We are pulling out all the stops to make this year's Christmas Raffle the best ever to help make up for us having to cancel the Christmas Fayre (again!)

Two books of tickets have gone home in book bags today for you to buy or sell for **£1 a ticket (£5 a book).**

**Please bring the stubs and cash back to the school office by Friday 10th December!**

As they were like gold dust last year, we have ordered more so you can get more tickets from Emily in the school office or buy more at The Red Lion.

But we are also asking for your help to add to the amazing prizes on offer. If you can donate a treat or work for a company that could donate, it would be wonderful if you could either drop the prize off at the school or email Lucy Brinicombe at [brinicombelucy@hotmail.com](mailto:brinicombelucy@hotmail.com)

Prizes so far include a night away, family days out, discounts and vouchers on meals, local shopping and beauty treatments, as well as some lovely gifts. Look out for more updates on the prizes as we profile generous donations from businesses on the school parent's Facebook page so we can support local businesses at the same time as raise funds.

Last year's raffle raised £805 which meant we could help purchase more chrome books so that all families had access to a computer device during lockdown. We were also able to help fund an online children's entertainer and subsidise some of the activity days to help the children with their learning once back in the classroom. This year we are paying for the pantomime! We want to make sure we can do more this year. **Tickets will be drawn on Monday 13 December.**



Remember you've got to be in it to win it, get one to have fun, get more to be... sure!

Thanks so much for all your support!

Louise Judd and Garry Peasley, SPSA Co-Chairs.

We raised an amazing **£112** for Children in Need and **£66.83** for Odd Socks Day!

Thank you for your contributions







# Minds That Learn



Instagram



MINDSTHATLEARN

Twitter -

[@mindsthatlearn](https://twitter.com/mindsthatlearn)

Facebook -

Minds That Learn



## We would love for you take part in this project!

1. Talk to your child about **what hobby/activity in their life teaches them the most.**
2. Choose a picture of your child doing something outside of school that really captures a bit of their personality/hobby etc. This can be non-identifiable if you wish i.e. can be with your child's back to the camera.
3. Find a quote from a famous person (or make up your own!) that fits the picture and gives the appropriate message (just google 'famous inspirational quotes', for example)
4. **OR** you could find a quote first that resonates with them then find a picture that shows this
5. Send this to: [mindsthatlearn@st-peters.oxon.sch.uk](mailto:mindsthatlearn@st-peters.oxon.sch.uk)

We will feature these in the newsletter (once a fortnight), add it to our Twitter, Instagram and Facebook pages and also update the 'Minds that Learn' section on the website.

### Example quotes you could use:

*The time is always right to do what is right (Dr Martin Luther King, Jr)*

*I attribute my success to this; I never gave or took any excuse (Florence Nightingale)*






*The most effective way to do it, is to do it (Amelia Earhart)*

*He who is not courageous enough to take risks will accomplish nothing in life (Muhammed Ali)*

*Whatever fear I have inside me, my desire to win is always stronger (Serena Williams)*

## Awards of the Week

If your child has an award below, you are invited to join us for our Celebration Assembly next Friday at 9 o'clock in the school hall:

Class	Special Award Term Focus - Resourcefulness	Star Award
	Teddy Prior	Masa Milivojevic Johnathan Hill
	Alice Cox	Esmæ Boyne-Ryan Adua Koper
	Ffion Jones	Ciara Boyne-Ryan Lucas Cox
	Dimitrije Milivojevic	Jack Armitage Osian Jones
	Elliot Miller	

## Child quote of the term

Hope for you, hope for your friends and hope for the world.

By Oliver P

## This Week's Big Question

This is the big question that we talked about in collective worship this week.  
How about having a discussion about it at home?

### What seeds of hope can we plant?

## 'R' of the Term

EYFS Reciprocity



I can share what I did



I can share my ideas



I want to know more



KS1 Reciprocity



I can **listen** to others carefully



I can **discuss** ideas clearly and work together



I can **imagine** the thoughts and feelings of others



KS2 Reciprocity



- I can **recognise** when to work alone or with others
- I can **listen** to others carefully
- I can **demonstrate** understanding of other views
- I can **discuss** ideas clearly and help others learn
- I can **innovate** with others' ideas and ways of learning
- I can **evaluate** different points of view and adapt my methods

This is about collaboration and working together. Your children will recognise these posters from their class. You may find these useful to use at home and to help reinforce what we are doing in school.



# Christmas Challenges

**On Wednesday 1st December we will be starting our Christmas Challenges!** There are all sorts of things to try, so hopefully everyone will try and enter a few. Some of you might enter every single one! (There will be small prizes.) Some of the challenges are set over the weekend so you'll have plenty of time for making and doing before judging takes place on the following dates:

- Wednesday 1st - Make a **Christmas tree decoration** for the tree in the entrance.
- Thursday 2nd - Recite a **Christmas tongue-twister** or tell a **Christmas joke**
- Friday 3rd - Draw / paint / collage a **Christmas card** (the best from each class will go into the next newsletter)
- Monday 6th - Create a **nativity scene**.
- Tuesday 7th - Design a **Christmas wordsearch / crossword / puzzle**.
- Wednesday 8th- Make a **digital picture or animation of the nativity story**. The best ones will be put on the website. (**Please upload to Google Classroom**)
- Thursday 9th - Make a **Christmas hat**.
- Friday 10th - **Wear a Christmas jumper** for the Save the Children.
- Monday 13th - **TALENT SHOW!! Perform a skill** (The list is endless; judo, ball skills, card tricks, juggling, playing an instrument etc.)
- Tuesday 14th - Make **Christmas origami or other papercraft**.
- Wednesday 15th - Make a **Christmas Table Decoration**, which will be used to decorate the tables for our school Christmas dinner.
- Thursday 16th - Bring in a design (drawn onto a sheet of A4 paper) for a fabulous **Christmas machine** and explain what it is for.
- Friday 17th - Bring your nearly completed **Advent book** into school to receive your prize.

(Please take all 'making' entries to the hall)

Good Luck!

Dear Parents/Carers,

Last Monday, as part of our 'People Who Inspire Us project', we were very pleased to welcome Rana Ibrahim who is an Iraqi artist. She told the children of how she fled the war in Iraq and came to England not being able to speak any English. Rana founded the group 'Iraqi Women Art and War' where the aim of the project is to empower people to tell their story through art. In choosing which of our school values Rana shows the most, the children were emphatic with their choice of Courage and Hope. Please have a look at the school website for more details of this. <https://www.st-petersoxon.co.uk/people-who-inspire-us/> We are always on the lookout for more people who can come to school and inspire us so if you have a story to tell or know somebody who does, do not be shy and make contact with us – we would be delighted to hear from you!

On Wednesday, Ameer, Freddie P, George and Sam from Willow represented the school in a Boccia tournament at Barts. The sport is a lot like bowls and is a game of skill and precision. The children said they thoroughly enjoyed the morning and would highly recommend you give it a go!

The first of the Covid Bounceback fundraising money has been spent with the initial phase of the adventure play equipment for nursery and reception children now installed. The second phase, a 'pick-up-sticks climbing activity' will be installed in the spring. The children have already had lots of adventures on it and we hope this will provide much enjoyment and challenge for many years to come.

As we move towards Christmas we will continue with inviting families to join us for celebration assemblies and plan to have families in for the Apple Tree and Oak performances. We will continue to monitor the Covid situation and update you as and when any changes occur.

Wishing you all a peaceful weekend.

Jon Jeffries





# Important Dates



Please see the website calendar for more information— <https://www.st-petersoxon.co.uk/>

## **NOVEMBER**

Tuesday 30th                      KS1 & KS2 Christmas treat! - Please make sure all your permission slips are in!

## **DECEMBER**

Wednesday 1st                      Christmas challenges start!

Thursday 2nd                      Flu vaccinations - Reception to Year 6. Please make sure all your permission forms have been submitted online!

Tuesday 7th                      SPSA meeting 8pm - Red Lion / Zoom TBC - All welcome!!

Wednesday 8th                      Oak Class Nativity - 1:30pm - Tickets will be sent home.

Thursday 9th                      Apple Tree Christmas treat!

Thursday 9th                      Oak Class Nativity - 6pm - Tickets will be sent home.

Friday 10th                      **Christmas Jumper day**

Friday 10th                      Apple Tree Stay & Play for under 5s—10:30-11:30am

Friday 10th                      iRock Christmas concert - 1:30pm - Parents of children who do iRock are welcome to come in (wearing a mask, please). **This may change**, but we'll let you know as soon as possible if it does.

Tuesday 14th                      Apple Tree Christmas singing - 9:30am - Apple Tree parents / relatives are welcome to attend (wearing a mask, please). **This may change**, but we'll let you know as soon as possible if it does.

Wednesday 15th                      Christmas Dinner

Friday 17th                      1:15pm finish - **Happy Christmas!**

## Handwashing

There are lots of coughs and colds going around at the moment and with the prediction that the winter vomiting virus might be quite virulent this winter, please make sure that you continue to wash your hands and encourage the children to wash their hands frequently during the day and especially before lunchtime.

**Apparently, the sanitiser gels are not effective against norovirus so it is important that we are regularly using soap and water.**

Let's stay safe and well!





# EPA Climate Youth Summit



On November 10th 2021, Eynsham Partnership Academy held a Climate Youth Summit to bring together students in the Trust Schools.

The event followed Eynsham's 'Great big Green Week' and aimed to further engage students in the discussion of potential climate and biodiversity actions that could be adopted in the Trust's schools.

The day began with presentations from Brenda Boardman, Emeritus Research Fellow, Environmental Change Institute; James Cadman, Head of Consultancy and Carbon, Action Sustainability; and Catriona Bass, Longmead Wildlife Site, the Thames Valley Wildflower Meadow Restoration Project and the Nature Recovery Network.

In mixed groups of sixth formers and year fives, students then collaborated to think of what their ideal climate and nature friendly school would look like. In groups, they discussed topics such as: the school site (buildings and green spaces), what is consumed (resources – food, energy, supplies), how students commute to school (transportation), and the impact of climate challenges on pupils and staff (considering how changes to the curriculum may enable students to be better equipped to cope in the future, as well as how their environment supports wellbeing).

Students then compared this ideal with their current schools, prioritising areas which they subsequently focused on to develop a manifesto for change which they later presented to their head teachers, Trust leaders, governors, as well as local politicians.

To conclude the event, students from each school presented their Head Teacher with a Buddleia plant to take back to their schools to attract butterflies and local wildlife.



## Youth Summit

### Student Manifesto

#### Waste

##### Improve education on the use of school waste

- More lessons on effective recycling
- More signs on where to recycle
- Introduce eco-warriors of the week
- Have worm pets for education on waste systems

##### Reduce waste produced through food consumption

- Source imperfect produce
- Source food from local farmers
- Introduce affordable eco-friendly dinners
- Support parents on how to include imperfect produce in pack lunches and at home

##### Reduce waste water

- Collect and harvest rainwater to water vegetable patches and flowers at school

#### Transport

##### Involve students in taking responsibility for their transport to and from school

- Have prizes for students who make environmental improvements (such as reducing their car use)
- Survey popular transport methods and suggest eco-friendly alternatives
- Make car share invites

##### Improve air quality and student safety within and around school

- Create car free zones
- Introduce a small congestion charge and use the profit for climate change
- Reduce cars idling during drop off time
- Create safe walking and cycling routes, use school buses

#### Food

##### Encourage the canteen to be run in a sustainable way

- Reduce meat options and introduce more vegan and vegetarian options
- Reduce plastic packaging,
- Pre-order school meals at registration to reduce food waste,
- Reduce portion size and encourage students to instead get seconds
- Introduce compost bins to harvest waste to be used on allotments

##### Provide education on reducing food waste and producing food sustainably

- School allotments to produce food for the school
- Educate students how to grow their own food
- Develop lessons on how to buy sustainable food and read food labels to learn where food comes from




#### Biodiversity

##### Increase education on biodiversity

- Improve staff and student education on biodiversity
- Teach practical lessons on planting vegetation

##### Create natural habitats to let nature grow

- Plant trees and plants
- Make compost heaps
- Plant native plants



#### Energy

##### Reduce energy consumption

- Use light monitors to turn off lights when rooms are not being used
- Turn down the temperature of classroom heating
- Educate about energy use
- Monitor and check energy use accurately

##### Increase the use of renewable sources for energy

- Use LED light bulbs
- Use solar panels to increase energy production
- Ensure energy suppliers use renewable sources

This is an introduction to our **5 Keys to Happiness and Wellbeing**.

The following pages have information about this week's focus key Look Inside.

## 5 KEYS TO HAPPINESS

This year we are working with an education charity called INSIDE OUT with a mission to improve the wellbeing of primary school children.

There is a strong public health message on 5 fruits and vegetables a day but what are the 5 things you can do every day to feel happier and look after your mental health?

This is where INSIDE OUT helps.

The charity has taken the '5 Ways to Wellbeing', an evidence-based approach to improve wellbeing recommended by the UK government, and made this child-friendly with what they call the '5 Keys to Happiness'.

Through the 5 Keys, children gain a 'toolkit' of fun and practical life skills that they can use in their daily lives to help them reduce stress, increase confidence and build resilience. INSIDE OUT's motto is: happy children learn better!

We understand that you want to help your children to be happy and healthy both inside and out. So over the next term, we will be introducing the 5 Keys in our newsletters and sharing fun and simple activities you can try at home with your children, to support our work in school.



This week's Key is **LOOK INSIDE** which inspires self reflection, focusing, being quiet and self-calming

The LOOK INSIDE Key helps children develop:

- A common language to discuss emotions
- An awareness that there is a range of emotions and accept it's ok to feel them
- A variety of strategies to focus the mind better, regulate emotions and reduce anxiety

Sometimes it can be hard for children to describe their feelings so INSIDE OUT has come up with using the weather to describe them. For example: sad = rainy; happy = sunny. It is important for children to realise that all weather is welcome, just as plants need all types of weather to grow, we need all feelings to be healthy.

This week at school we had a go at an **FBW** which stands for Feet, Breathe, Weather. The FBW is a simple breathing technique to help children calm their mind and body and improve their weather inside. It can be used ANYWHERE and ANYTIME.

If you want to have a go at an FBW at home, please follow these simple steps:

**F ...** Feel your **Feet** on the floor.

**B ...** Feel your **Breathing** - place one hand on your belly and one hand on your chest. Close your eyes. Take a few deep breaths. It's a bit like your belly is a balloon getting bigger and then getting smaller.

- Breathe in and feel your belly rise and breathe out and feel your belly fall.
- Breathe in 1...2...3... and breathe out 1...2...3...
- Breathe in and feel your belly rise and breathe out and feel your belly fall.
- Breathe in 1...2...3... and breathe out 1...2...3...

**W ...** Feel your **Weather** inside - you and your child could each share what your weather inside is now. Hopefully, it is calm and the weather inside is sunnier. Remember to emphasise that all weather is welcome.

If you are concerned your child is feeling stormy or unsettled a lot of the time, please come talk to your child's class teacher.

### Please note:

If you'd like anything put into the newsletter, I need it by Friday, **1pm at the latest**. Thank you

